

A SNAPSHOT OF SERVICES PROVIDED IN 2016



 **1.8 MILLION**
CALLS FOR SERVICE



2,117 
FIREARMS SEIZED

THE TEAM
5,225
Average Deployed
Uniform Strength



1,960
Average Civilian
Strength

COLLISION RELATED FATALITIES
  **18.5%**
from 65 IN 2015 to 77 IN 2016

CHARGES LAID BY R.I.D.E
 **7.5%** 
from 159 IN 2015 to 147 IN 2016

CHANGE IN MAJOR CRIME INDICATORS 2015-2016

  **47%**
HOMICIDES

  **4.6%**
ASSAULT

  **4.8%**
BREAK & ENTER

  **4.1%**
SEXUAL ASSUALT

  **45%**
SHOOTINGS

  **2.8%**
AUTO THEFT

  **7.0%**
ROBBERY

  **1.9%**
THEFT OVER